

# CABIN AIR FILTER

## IDENTIFICATION / INSTALLATION

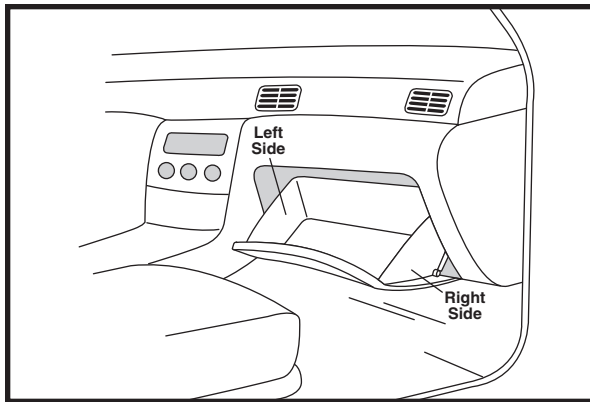
### IMPORTS

### AF1205 / AFC1205

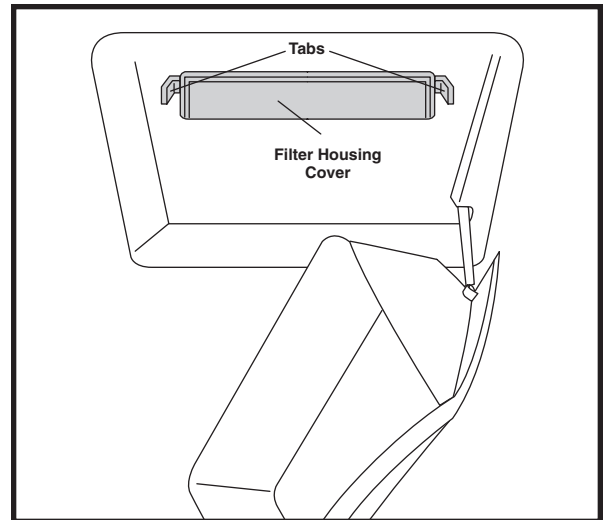
Toyota Corolla, Matrix, Matrix XR,  
Matrix XRS



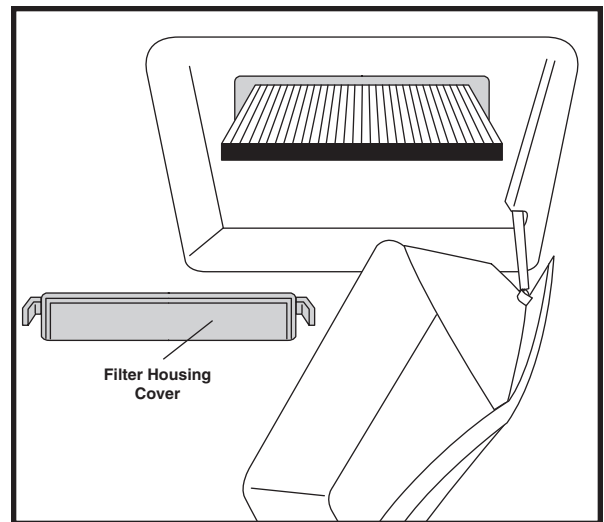
**OE:** 88568-02020  
**Fits:** 2002-08 Toyota Corolla  
2003-06 Toyota Matrix XR, Matrix XRS  
2002, 2007-08 Toyota Matrix  
**Size:** 8 21/32 x 7 27/32 x 25/32  
(219.9 x 199.2 x 19.8)



1. Open passenger side door.
2. Open glove compartment.
3. Push in on left and right sides of glove compartment to release glove compartment.



4. Pull out glove compartment. (Right side of glove compartment remains attached.)
5. Squeeze tabs on left and right sides of filter housing cover and remove.



6. Replace filter and reassemble.

**Notice:** The information provided is based on the latest authoritative information available at press time. However, due to manufacturers' changes, and year and model variations, Hastings Premium Filters cannot be responsible for misapplications and instruction errors.



4400 East Highway 30 ■ P.O. Box 6006  
Kearney, NE 68848-6006  
PH: 800-887-8836 ■ FAX: 800-210-6906  
Internet: [www.hastingsfilter.com](http://www.hastingsfilter.com)